

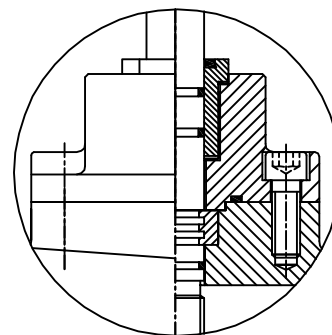
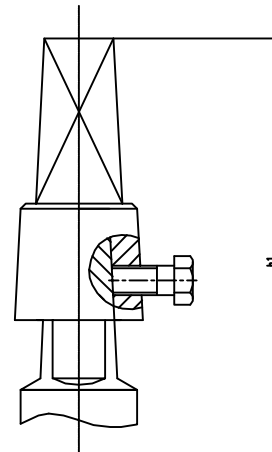
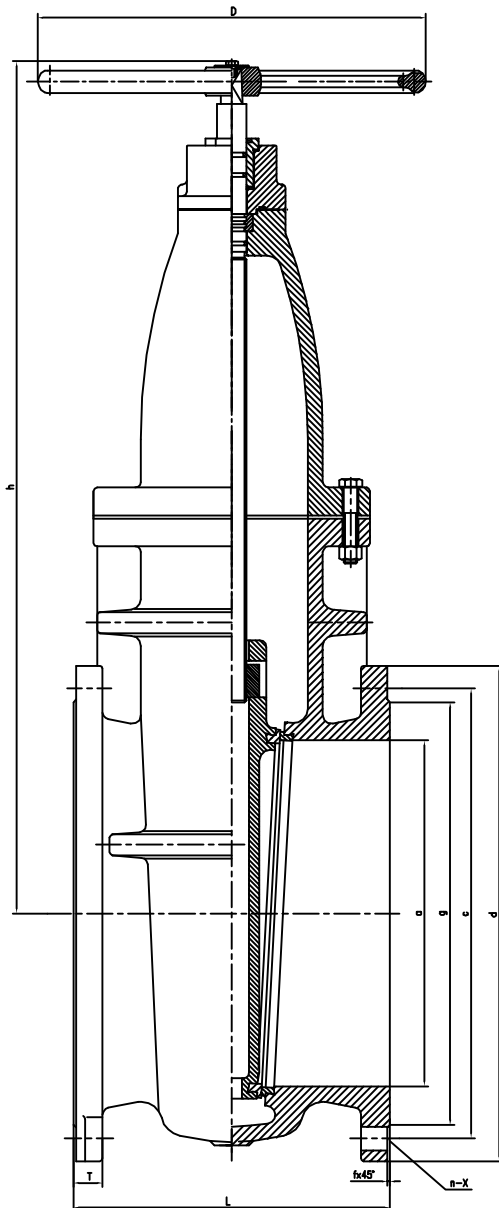
BS5163 NRS Metallic seated Gate valve

SPECIFICATIONS

| | |
|--------------|-----------------------------|
| Size | DN 350 - 600 |
| Class | PN 10 - PN 16 |
| Design | BS 5163 |
| Face to Face | BS 5163 / ISO 5752 3 Series |
| End Flange | BS 4504 / BS EN 1092 |
| Test | BS 5163 |

STANDARD MATERIALS OF MAIN PARTS

| ITEM | PART NAME | MATERIAL |
|------|---------------|-----------------------------|
| 1 | Body | Ductile Iron |
| 2 | Wedge | Ductile Iron |
| 3 | Bonnet | Ductile Iron |
| 4 | Stem | Stainless Steel 420/431/316 |
| 5 | Stem Nut | Brass |
| 6 | Holding Ring | Brass |
| 7 | Sealing Ring | Brass |
| 8 | Body Ring | Brass/Bronze |
| 9 | Wedge Ring | Brass/Bronze |
| 10 | Gland | Ductile Iron |
| 11 | Handwheel | Ductile Iron |
| 12 | Bonnet Gasket | NBR |
| 13 | O Ring | NBR |
| 14 | Dust Ring | NBR |



DIMENSIONS

| DN | OUTLINE mm | | | | END FLANGE BS PN10/16 mm | | | | | | | | | |
|-----|------------|------|-----|------|--------------------------|-----|-----|-----|---------------|---------------|------|-----|-----|---|
| | L | h | D | h1 | a | d | c | x-n | | T | g | f | | |
| 350 | 381 | 950 | 500 | 1030 | 350 | 520 | 460 | 470 | 16- ϕ 23 | 16- ϕ 28 | 26.5 | 429 | 4 | |
| 400 | 406 | 1035 | 560 | 1115 | 400 | 580 | 515 | 525 | 16- ϕ 28 | 16- ϕ 31 | 28 | 480 | 4 | |
| 450 | 432 | 1165 | 560 | 1245 | 450 | 640 | 565 | 585 | 20- ϕ 28 | 20- ϕ 31 | 30 | 530 | 548 | 4 |
| 500 | 457 | 1230 | 650 | 1310 | 500 | 715 | 620 | 650 | 20- ϕ 28 | 20- ϕ 34 | 31.5 | 582 | 609 | 4 |
| 600 | 508 | 1390 | 650 | 1470 | 600 | 840 | 725 | 770 | 20- ϕ 31 | 20- ϕ 37 | 36 | 682 | 720 | 5 |